

SELF-TAPPING SCREWS

HOLE SIZE DATA Types A, AB, B, 25



SUGGESTED TEST PLATE THICKNESSES & HOLE SIZES FOR TYPES AB - B - 25					
Nominal Screw Size & No. of Threads per Inch	Thickness			Hole Size	
	Gage	Max	Min	Drill Size	Hole Diam.
2-32	18	.0500	.0460	48	.0760
3-28	18	.0500	.0460	46	.0810
4-24	18	.0500	.0460	44	.0860
5-20	18	.0500	.0460	36	.1065
6-20	14	.0770	.0730	32	.1160
7-19	14	.0770	.0730	30	.1285
8-18	14	.1270	.1230	29	.1360
10-16	1/8	.1270	.1230	21	.1590
12-14	1/8	.1270	.1230	3/16	.1875
1/4-14	3/16	.1905	.1845	5.5 mm	.2165
5/16-12	3/16	.1905	.1845	1	.2720
3/8-12	3/16	.1905	.1845	21/64	.3281

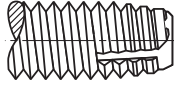
SUGGESTED HOLE SIZES FOR TYPE A		
Nominal Screw Size	Hole Size	
	Drill Size	Hole Diam.
6-18	#32	0.1160
7-16	#30	0.1285
8-15	#29	0.1360
10-12	#21	0.1590
12-11	3/16	0.1875
14-10	5.5mm	0.2165
20-9	L	0.2900
24-9	11/32	0.3438

Notes Regarding Hole Preparation:

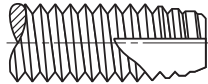
- Preformed holes can be drilled, cored, punched, pierced or extruded. If edge burrs can cause assembly difficulty, they should be removed. Wall ovality and/or taper can affect load carrying ability.
- “Minimum torsional strength” is the torque that free standing screws must accept without evidence of damage or failure.

Types 1, 23, F, U & High-Low **HOLE SIZE DATA**

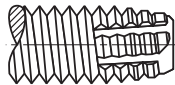
Type 1



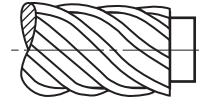
Type 23



Type F



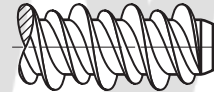
**Type U
Drive Screw**



SUGGESTED TEST PLATE THICKNESSES & HOLE SIZES FOR TYPES 1, 23 & F THREAD CUTTING SCREWS					
Nominal Screw Size & Thread Pitch	Thickness			Hole Size	
	Gage	Max	Min	Drill Size	Hole Diam.
2-56	18	.0800	.0760	49	0.0730
3-48	18	.0960	.0920	46	0.0810
4-40	18	.1110	.1070	41	0.0960
5-40	18	.1110	.1070	37	0.1010
6-32	14	.1425	.1385	31	0.1200
8-32	14	.1905	.1845	26	0.1470
10-24	1/8	.1905	.1845	17	0.1730
10-32	1/8	.1905	.1845	16	0.1770
12-24	1/8	.1905	.1845	8	0.1990
1/4-20	3/16	.2530	.2470	1	0.2280
5/16-18	3/16	.3155	.3095	L	0.2900
3/8-16	3/16	.3780	.3720	T	0.3580
1/2-13	3/16	.471	.443	29/64	0.4531

RECOMMENDED HOLE SIZES -- TYPE-U DRIVE SCREWS		
Screw Size	Drill Size No.	Hole Diameter
00	55	.052
0	51	.067
2	44	.086
4	37	.104
6	31	.120
7	29	.136
8	27	.144
10	20	.161
12	11	.191
14	2	.221

**High-
Low**



Nominal Screw Size & Number of Threads per Inch	Pilot Hole Diameter Flexural Modulus of Plastic	
	Up to 200,000 P.S.I.	200,000-400,000 P.S.I.
	2-32	.0670
3-28	.0730	.0781
4-24	.0810	.0860
5-20	.0935	.0995
6-19	.1015	.1100
7-19	.1200	.1250
8-18	.1200	.1285
10-16	.1360	.1440
12-16	.1570	.1660
1/4-15	.1890	.2010
5/16-14	.2380	.2500